

Getting your photos out of your computer!

November 27, 2012

Georgette Grossman

In the past

- Photos were shared by being printed
 - framed and hung
 - put into albums, formal and informal
 - kept as shoebox collections



Then came digital

- Now many images are trapped in our computers, phones, and iPads



- They are shared on the Web, but you can do so much more...

11/27/2012 Georgette Grossman

3

Section I



FOR THOSE WHO DO NOT PRINT

11/27/2012 Georgette Grossman

4

Books

- Many of you have probably made books
- These are a few of my own from
 - vacations,
 - celebrations, and
 - my NVPS Portfolio Project



11/27/2012 Georgette Grossman

5

Canvas prints



(from Costco)

(from Mpix)



11/27/2012 Georgette Grossman

6

Water bottles, mugs, travel mugs



(These all came from Shutterfly)

11/27/2012 Georgette Grossman

7

Magnets, mouse pads, playing cards



(from Snapfish)



(from Shutterfly)

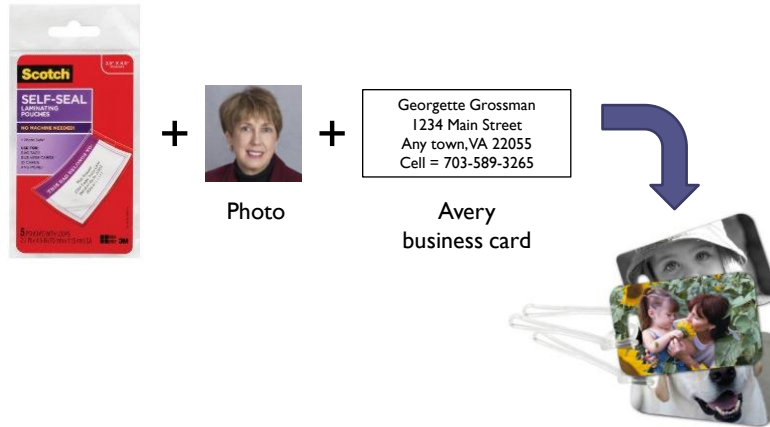
(from Mpix)



11/27/2012 Georgette Grossman

8

Luggage tags



From Amazon: Scotch Self-Sealing Laminating Pouches with Loops, Glossy, 5 count pouches with loops (LS853-5G) [\$5.15]

11/27/2012 Georgette Grossman

9

Tee shirts, aprons



(Assorted sizes & styles from VistaPrint)



(from Shutterfly)

11/27/2012 Georgette Grossman

10

Canvas tote bag, reusable shopping bag and photo tote



(from Shutterfly)



(from PersonalizationMall.com)

11/27/2012 Georgette Grossman

11

Ornaments



(from Shutterfly)



(wooden from Exposures)

11/27/2012 Georgette Grossman

12

Fleece blanket



(from Shutterfly)

11/27/2012 Georgette Grossman

13

Make-up bag

- Lined with micro-fiber fabric, with a zipper closure and fun ribbon pull.
- Your photo will be sized to 7" x 5" in either color, B&W or sepia.
- Horizontal photo only.



(from Exposures)

11/27/2012 Georgette Grossman

14

Photo vase (pencil holder)

- White ceramic vase
- Horizontal vase
9" wide x 6" high
- Vertical vase
6" wide x 7 1/2" high
- Full bleed photo



(from Exposures)

11/27/2012 Georgette Grossman

15

Prints on tiles

- Sample from Minnie Gallman.
- Website still up:

The tiles are made with a heat-transfer process during which your image penetrates the surface and becomes part of the tile itself. The color vibrancy and image detail is unmatched in any other process...and you don't need to print thousands at a time for it to be economical!

They come with a hook for hanging and bumpers on the bottom corners so the tile hangs flat.

We then place your tiles into handy foam pouches for protection during shipping and for convenient storage at your location.

- Must contact them for prices.



(from Prints On Tiles)

11/27/2012 Georgette Grossman

16

iPhone cover

- Clear, shock-resistant hard plastic
- Protects screen and back of iPhone
- Designed specifically for iPhone 4 or 4s
- Cover doesn't interfere with iPhone camera operation
- No-glare screen



(from Exposures)

11/27/2012 Georgette Grossman

17

Wall calendars



(from My Publisher)



(from VistaPrint)

11/27/2012 Georgette Grossman

18

Other calendars



Desk calendar



Magnet calendar




Poster calendar

(These all came from VistaPrint)

11/27/2012 Georgette Grossman

19

Note cards



These can also be made without text

(from Shutterfly)

11/27/2012 Georgette Grossman

20

Section 2



FOR THOSE WHO DO PRINT

11/27/2012 Georgette Grossman

21

Frame and hang your images

- Frames
 - Solid wood frame
 - White acid free mats
 - Frame includes 3 mats:
 - 4" x 6" photo
 - 5" x 7" photo
 - 8" x 10" photo
 - Or 11" x 14" photo without a mat
 - Horizontal or vertical
- Ledges:
 - 4' wide
 - 4" high
 - 3" deep



Both the frames and ledges
came from Exposures

11/27/2012 Georgette Grossman

22

Make a collage

- Made poster “template” in Lightroom
- Frame purchased from B&H
http://www.bhphotovideo.com/c/product/473159-REG/Imperial_Frames_F3011319_Regency_Wood_Picture_Frame.html
- NOTE: If you use black background, must use Sharpie to color in unprintable border!



11/27/2012 Georgette Grossman

23

Note cards: Red River Paper

- Glossy Cards
(Shiny surface, sharp details)
- Satin Cards
(Photo satin surface cards)
- Matte Cards Single Sided
(Smooth non-glossy surface)
- Matte Cards Double Sided
(Print photo quality on both sides)
- Fine Art Cards (Elegant 100% cotton fine art papers)
- Post Cards
(4x6 and 5x7 sheets)

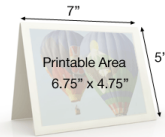


11/27/2012 Georgette Grossman

24

Note cards: Red River Paper

Paper size (flat)	Maximum printable area (after folding)
7" x 10" (makes frame-able 5 x 7 image)	6.75" x 4.75"
6.25" x 9"	6" x 4.25"
5.5" x 8.5"	5.25" x 4
8" x 9" (pano)	3.75" x 8.75"
8.5" x 11"	8.25" x 5.25"
5.25" x 10.5" (square)	Up to 5" x 5"



A7 CARD SIZE
7" x 10" Before Folding

11/27/2012 Georgette Grossman

25

Resources

- Shutterfly: <http://www.shutterfly.com>
- VistaPrint: <http://www.vistaprint.com/>
- PersonalizationMall.com: <http://www.personalizationmall.com/>
- Red River Paper: <http://www.redrivercatalog.com/cardshop/scored/index.htm>
- Exposures: <http://www.exposuresonline.com/ExposuresOnline/>
- Costco: <http://www.costcophotocenter.com/gifts/>
- Snapfish: <http://www.snapfish.com/snapfish/photo-gifts/store>
- Mpix: <http://www.mpix.com/>
- Prints on Tiles: <http://www.printsontile.com/Home.html>

11/27/2012 Georgette Grossman

26

So, get your photos
out of your computer NOW!!



27